

# EnergControl

## Electric Heating Controller EVR-ADD



### Short facts about EVR-ADD

- Supplementary unit for slave control from another EVR-M.
- For loads up to 3.6 kW (230 V) or 6.4 kW (400 V).
- Automatic adaptation to connected supply voltage, single phase or two phase 200...415 V.
- Several EVR-ADD can be slave controlled by the same main unit.

### Application

The EVR-ADD is an electric heating controller, with triac control, for single phase or two phase electric heating.

It is intended primarily for wall mounting, and connected in series between the power supply and electric heaters; such as radiant heating panels, heating coils or radiators.

EVR-ADD is a supplementary, add-on, unit which is used when the load of the electric heating appliance exceeds the capacity of the EVR-M.

The control input of the EVR-ADD must be connected to the control output of another EVR-M.

If required, several EVR-ADD units can be controlled by the same main EVR-M unit.

EVR-ADD controls the electric load synchronically with the output load from the main unit.

### Function

The controller pulses the entire output load ON/OFF.

It utilizes time-proportional control, the ratio between On-time and Off-time is varied to fit the prevailing heating requirement, e.g. On-time = 30 s and Off-time = 30 s. The cycle-time (the sum of on-time and off-time) is fixed at approximately 60 seconds.

This control accuracy contributes to reduced energy costs and to the increased comfort of an even temperature.

Since the current is switched by a semiconductor, triac, there are no moving parts that can wear out. The current is switched at zero phase angle, to eliminate network disturbance.

### Technical Data

Supply voltage:	210...415 V AC, 50...60 Hz. 1- or 2-phase, automatic adaptation.
Power output:	Up to 16 A, min. 1 A. <i>At 230 V, the max. output is 3600 W and the min. output 230 W. At 400 V, the max. output is 6400 W and the min. output 400 W.</i>
Power emission:	20 W at full load.
Ambient temperature:	0...30°C with no condensation.
Ambient humidity:	Max. 90 % RH.
Storage temperature:	-40...+50°C.
Protection class:	IP20.
Weight:	0.3 kg.

### Control Unit Parameters

Pulse period:	60 seconds.
Indicator:	Red LED on the bottom of the unit that lights up when power is pulsed to a heater.
Input control signal	For control signal 210...415 V AC. Galvanically separated from the EVR-ADD supply voltage EVR-ADD will be on when the input signal is higher than 200 V.

### Settings

Setpoint:	The EVR-ADD is completely controlled by the master unit EVR. No setpoint can be made. No night set-back can be made. The set-knob have no function.
-----------	--

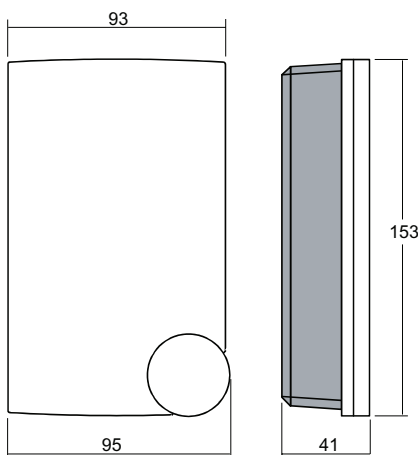


**Low Voltage Directive (LVD) standards:** This product conforms to the requirements of the European Low Voltage Directive (LVD) 2006/95/EC through product standards EN 60730-1 and EN 60730-2-9.

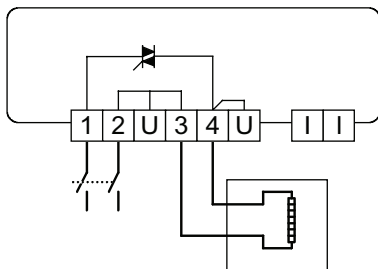
**EMC emissions and immunity standards:** This product conforms to the requirements of the EMC Directive 2004/108/EC through product standards EN 61000-6-1 and EN 61000-6-3.

**RoHS:** This product conforms to the Directive 2011/65/EU of the European Parliament and of the Council.

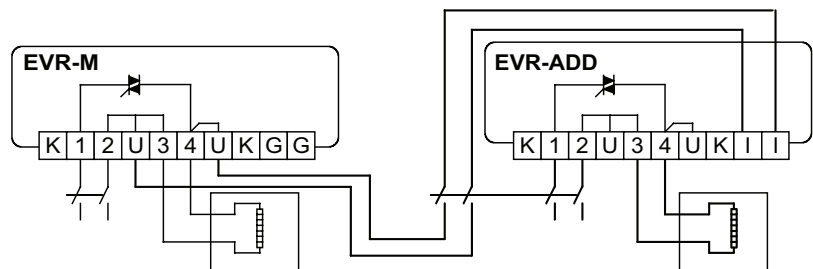
### Dimensions and Wiring



Supply voltage and load



Wiring of control signal



Other connectivity options are described in the tech. manual

22.05.19-01EN

**ENERGOTECH**