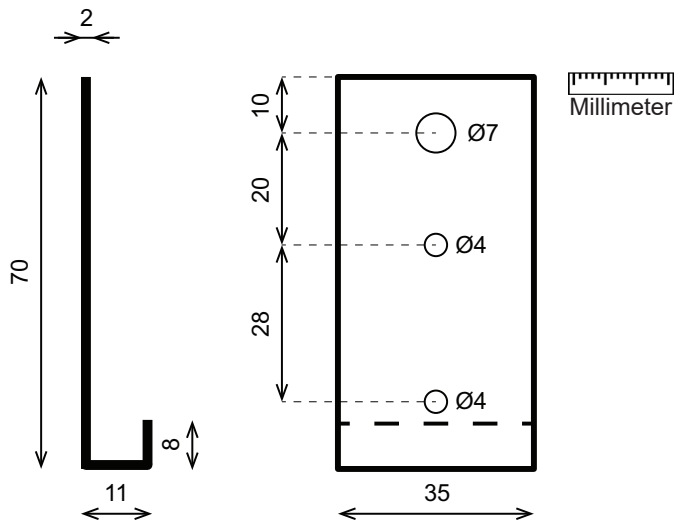


# Accessories - EnergoStrip

## Hook Bracket HB-4, for chain/wire suspension



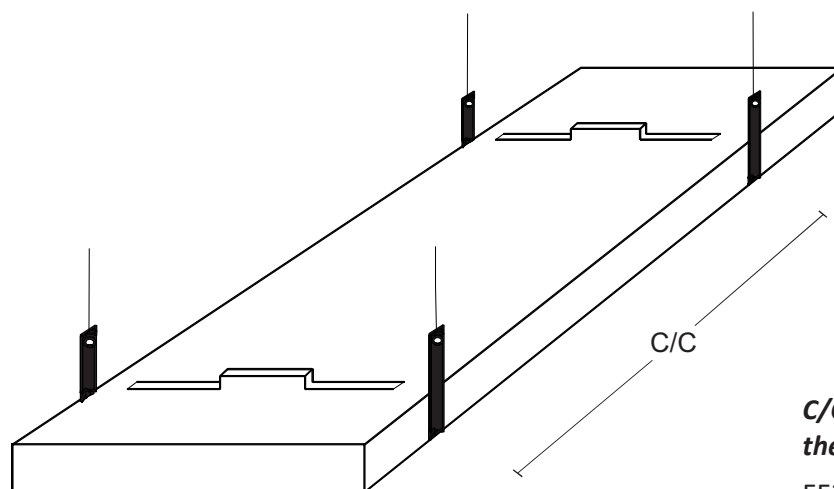
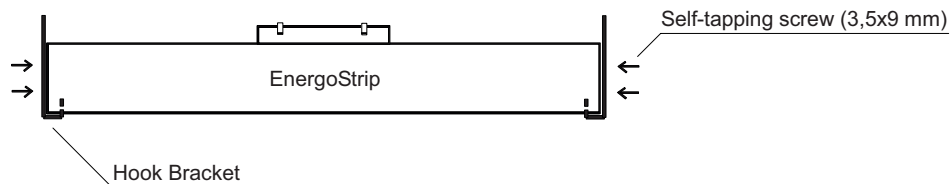
### Assembly Instruction



1. Pre-drill holes ( $\varnothing$  2.5 mm) into the heater, totally 8 per heater, where the bracket will be attached to the heater with the supplied screws. According to the correct C/C distance.



2. It is very important that the brackets are placed and positioned with the same C/C distances on both sides of the heater, in order to keep the heater straight and balanced.



**C/C distance between the hook brackets:**

EE36 = 1030 mm  
 EE20 = 1030 mm  
 EE24 = 820 mm  
 EE16 = 820 mm

22.04.21-01EN

**ENERGOTECH**